

// HOME-COLLECTION

---

# TYPE E HOME

— THE  
BEAUTIFUL  
—



---

## FRAME

### COLOURS

- white RAL 9010
- anthracite DB 703 MT GL PE

### MECHANIC

- Tension mechanism

## COVER

### MDT-TEX 260 FR

- (Polyester - fire retardant)

### Optional

### MDT-TEX 300

- (Acryl)

## ANCHORINGS

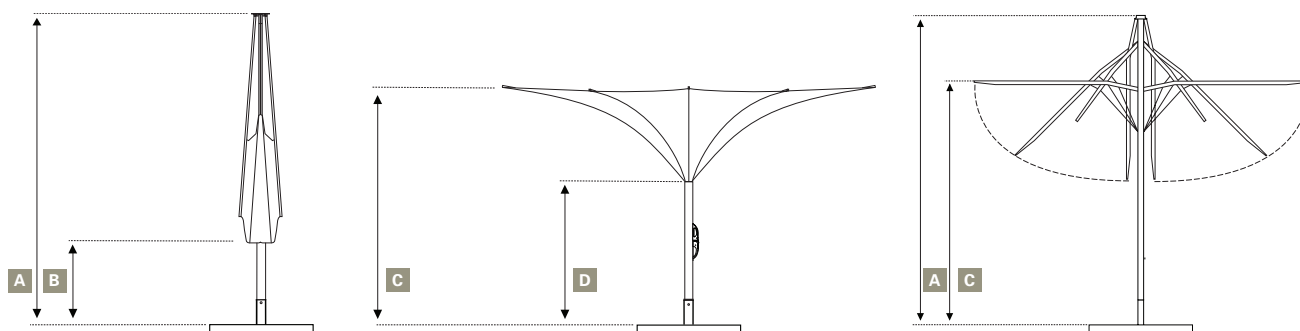
### FRAME BASE

- Type 060





### INGROUND TUBE

- Type 060

## // DIMENSIONS &amp; MEASURES

**DIMENSIONS ARE IN METERS**

\*all measurements are rounded

|                                 | <br><b>2,5x2,5</b> | <br><b>3x3</b> | <br><b>Ø2,5</b> | <br><b>Ø3</b> |
|---------------------------------|---|--|--|--|
| <b>MASS</b>                     |   |  |  |  |
| Umbrella with packaging (kg)    | 25  | 33   | 27   | 31   |
| Umbrella without packaging (kg) | 22  | 30   | 24   | 28   |
| Frame (kg)                      | 20  | 28   | 23   | 26   |
| Cover (kg)                      | 4   | 4  | 4  | 4  |

**DIMENSIONS OF CLOSED UMBRELLA**

|  |     |     |     |     |
|--|-----|-----|-----|-----|
| <b>A</b> Closed height (cm)                  | 355 | 390 | 355 | 390 |
| <b>B</b> Distance from spokes to ground (cm) | 180 | 180 | 230 | 240 |

**DIMENSIONS OF OPEN UMBRELLA**

|                                |     |     |     |     |
|--------------------------------|-----|-----|-----|-----|
| <b>C</b> Opened height (cm)    | 285 | 305 | 285 | 305 |
| <b>D</b> Height to funnel (cm) | 200 | 200 | 200 | 200 |

**PACKAGING DIMENSIONS**

|  |           |           |           |           |
|--|-----------|-----------|-----------|-----------|
| Total length (cm)                      | 355       | 390       | 355       | 390       |
| Dimensions of cardboard packaging (cm) | 30x30x250 | 30x30x250 | 30x30x250 | 30x30x250 |
| Length of mast extruding from box (cm) | 105       | 140       | 105       | 140       |

**ACCESSORIES**

|                                       |   |   |   |   |
|---------------------------------------|---|---|---|---|
| Adapter<br>Article No.                | Type 060<br>12542 (white)<br>12544 (anthracite)     | Type 060<br>12542 (white)<br>12544 (anthracite)     | Type 060<br>12542 (white)<br>12544 (anthracite)     | Type 060<br>12542 (white)<br>12544 (anthracite)     |
| Frame base<br>Article No.             | Type 060/505<br>12546 (white)<br>12547 (anthracite) | Type 060/508<br>12547 (white)<br>12549 (anthracite) | Type 060/505<br>12546 (white)<br>12547 (anthracite) | Type 060/508<br>12547 (white)<br>12549 (anthracite) |
| Cover for frame base<br>Article No.   | Type 060<br>11485 (white)<br>11486 (anthracite)     | Type 080<br>12539 (white)<br>12540 (anthracite)     | Type 060<br>11485 (white)<br>11486 (anthracite)     | Type 080<br>12539 (white)<br>12540 (anthracite)     |
| Inground tube<br>Article No.          | Type 060<br>12541 (white)<br>11543 (anthracite)     | Type 060<br>12541 (white)<br>11543 (anthracite)     | Type 060<br>12541 (white)<br>11543 (anthracite)     | Type 060<br>12541 (white)<br>11543 (anthracite)     |
| Protection sleeve size<br>Article No. | S<br>01687 (weiß)<br>11472 (anthrazit)              | S<br>11485 (white)<br>11486 (anthracite)            | SX<br>01686 (weiß)<br>11471 (anthrazit)             | S<br>11485 (white)<br>11486 (anthracite)            |

all dimensions + weights given are approximate