

// SMART URBAN SOLAR SOLUTIONS

TYPE E + SOLAR

THE
SOLAR UMBRELLA



FRAME

COLOUR

- All RAL colors galvanized/
coated
- windsafe up to xx

MECHANIC:

- Motorized
- Hand crank

COVER

MDT-TEX PTFE 480g/m²

- Preconstraint 480g/m²
- PVC 680g/m²


ANCHORINGS

FRAME BASE

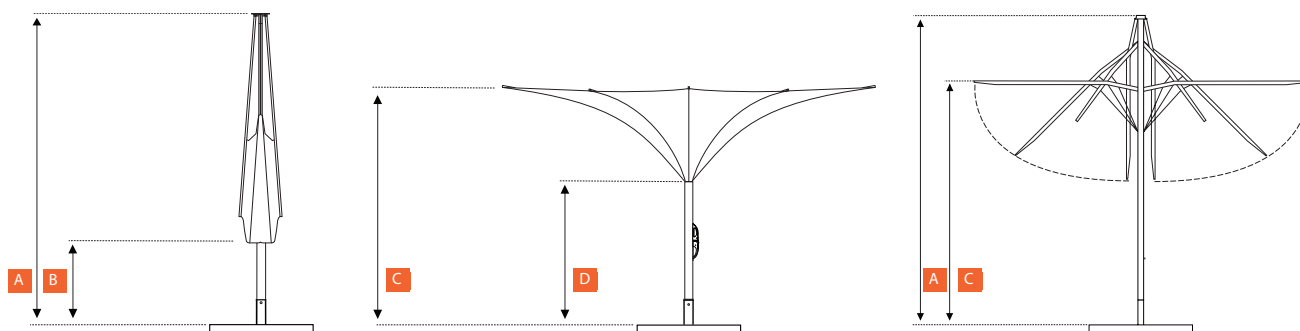
- Type 100

INGROUND TUBE

- Type 100
(inground tube)
- Type 100 / Type 150
(underground drainage)







// SMART URBAN SOLAR SOLUTIONS



DIMENSIONS ARE IN METERS

*all measurements are rounded

	 3x3	 Ø4	 4x4	 Ø5
MASS				
Umbrella without packaging (kg)	30	63	65	66
Frame (kg)	28	50	60	55
Cover (kg)	4	5	5	6
Number of Struts	8	8	8	8
Number of Cladding Petals	4	4	4	4

CLOSED UMBRELLA

A Closed height (cm)	390	435	435	435
B Distance from spokes to ground (cm)	180	245	160	195

OPENED UMBRELLA

C Opened height (cm)	305	435	435	435
D Height to funnel (cm)	200	245	160	195

ANCHORINGS

Foldable Adapter	Type 060	Type 100	Type 100	Type 100
Frame base 400kg	Type 060 / 508	Type 100 / 516	Type 100 / 516	Type 100 / 516
Inground Tube with Underground Drainage	Type 100 E	Type 100 E	Type 100 E	Type 100 E

PV Module

Type	Crystalline Si, Semi-flex modules	
Solar Cells	High efficiency mono-crystalline Si	
Size of each PV Module (l x w, mm)	1320 x 138 mm	1080 x 140 mm
Number of Modules	4	8
Total installed peak power (W)	135	216
Maximum energy produced (Wh)	600	950
Minimum energy produced (Wh)	100	150

BATTERY (AGM)

Battery capacity (Ah)	90	130
Battery Voltage (V)	12	12
Battery dimensions (l x w x h)	330 x 236 x 171 mm	286 x 230 x 269 mm
Weight (kg)	30	40

ELECTRONICS

Charging electronics	
DC-DC Converter (12V to 24V)	Transformer to power the Motor (Dunker GR63X55)
DC-DC Converter (12V to 5V)	Transformer for mobile charging

APPLICATIONS

Motor	Dunker GR63X55 (100W, 24V, 800Ncm, 3000rpm, planetary gear 50:1)
Lighting	12 V, 4 W lamps
Charging Mobile Devices	4x, 5V, 2A USB ports

all dimensions and weights given are approximate

// SMART URBAN SOLAR SOLUTIONS

RAINWATER HARVESTING

Water Storage at Base

Water Filter

Pump

Cooling Unit Nozzle + Tubing

SEATING 1 EUCALYPTUS SEAT CUBE

--	--	--	--	--

SEATING 2 TORUS WORKING TABLE

--	--	--	--	--

all dimensions and weights given are approximate