
MDT-tex

Architectural Line

TULIP UMBRELLA TYPE E

DOUBLE CANOPY UMBRELLA TYPE AV

SHADE STRUCTURE TYPE EV

SHADE STRUCTURE TYPE SHP

SHADE STRUCTURE TYPE SHT

MDT-tex[®]

Membranes & Structures

www.mdt-tex.com



COMPANY

- PRODUCTS
- TYPE E
- TYPE AV
- TYPE EV
- TYPE SHP
- TYPE SHT

ANCHORINGS

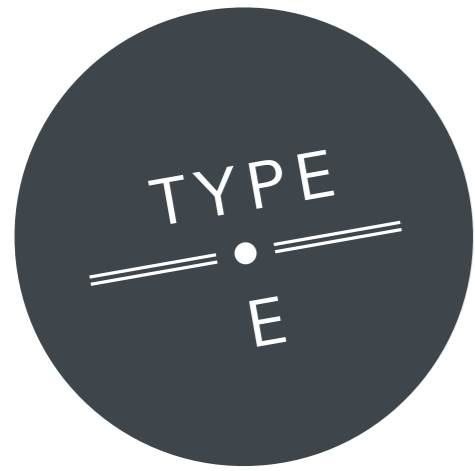
FABRIC

CONTACT DETAILS



As a medium-sized company based in Tägerwilen in Switzerland and Hardheim in Baden-Württemberg, Germany, we help create attractive outdoor living spaces with our high-quality sun-protection systems. For over 20 years, our in-house development and production has provided the foundation for our operations around the world. Over 20,000 square meters of production and storage space enable us to react to our customers' wishes with flexibility.

Our name, Membran-Design-Technik (membrane design technology), also illustrates our agenda: we use our considerable technical expertise to realize high-quality and sophisticated design. Our unique products are highly appreciated around the world for their form and function. People enjoy the free spaces that we open up far beyond our umbrellas: textile outdoor architecture.



NEW
MOTORIZATION VIA SOLAR PANELS

- Manual or electric crank for opening and closing
- Easy to anchor thanks to a foldable adapter
- Easy exchangeable cover
- Windproof up to speeds of 37 mph, provided proper anchoring exists
- Vandalism safe with cladding design

Sizes

4x4m / 5x5m / 6x6m

Ø 4m / Ø 5m / Ø 6m

up to / bis zu

16 x 16 m



TULIP UMBRELLA

The MDT tulip umbrella is constantly developed so that it can be freely designed. Whether alone as a unique design, artistically arranged in groups, or as a special means of presentation, this umbrella helps create new notions of freedom when it comes to recreational and outdoor areas. Available in a multitude of colors and individual prints, the Tulip umbrella enriches cultural and private events when combined with atmospheric lighting. Different aroma/scent diffusers are available for different food and beauty events. Rain flows down the mast and plexi-glas and can be routed either into or onto the ground, depending on the location and customer preferences.

- Automatically unfolds and closes
- Rain drain



TYPE E
TULIP
UMBRELLA

TULIP UMBRELLA
TYPE E



FRAME

Rectangular umbrella struts made of aluminum, 40x20 x2 -- 50x20x3 mm, round aluminum mast measuring 100x5 mm in diameter, 80x3 mm aluminum telescope, double mast with water drainage, top plate and crown plate made with aluminum U profiles for housing struts, screwed together parts, powder-coated frame (polyester powder ca. 80 μ).

- White RAL 9010
- other RAL colors on request

MECHANICS


Gearbox and spindle stored in center pole, umbrella opened/closed with hand crank or electric motor.

COVER

MDT-tex® 260 FR (100% polyester dual-sided acrylate coating). Weight ca. 260 g/m², water column pressure over 700 mm, flame retardant according to California T19. CERF Categoria 1, DIN 4102: B1

MDT-tex® 300 (100% acrylic fabric). Weight ca. 300 g/m², water column pressure over 350 mm

Precontraint fabrice (100% polyester fabric, both sides with high gloss finish) PVC coating, mass ca. 480 g/m²




Round Square Top Struts Crank

ANCHORINGS



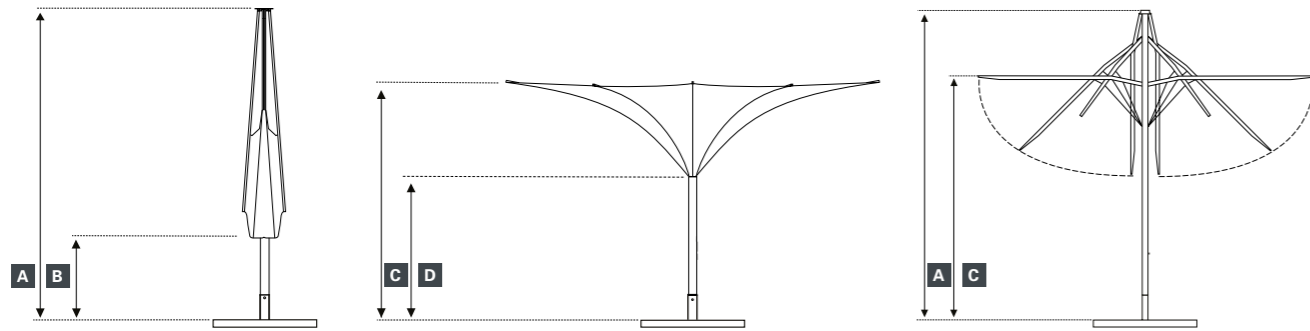
Frame base Ground tube Ground tube foldable Steel plate stand

ACCESSORIES









Protection sleeve LED Lighting

similar picture



DIMENSIONS ARE IN METERS
*all measurements are rounded

						
	4x4	5x5	6x6	Ø4	Ø5	Ø6
MASS						
Umbrella with packaging (kg)	80	86,5	120	78	81	86
Umbrella without packaging (kg)	65	81,5	110	63	66	71
Frame (kg)	60	65	102	50	55	70
Cover (kg)	5	6,5	8	5	6	7

CLOSED UMBRELLA

A Closed height (cm)	435	435	490	435	435	470
B Distance from spokes to ground (cm)	160	91	85	245	195	180

OPENED UMBRELLA

C Opened height (cm)	335	335	390	335	335	370
D High up to the hopper (cm)	215	215	250	215	215	250

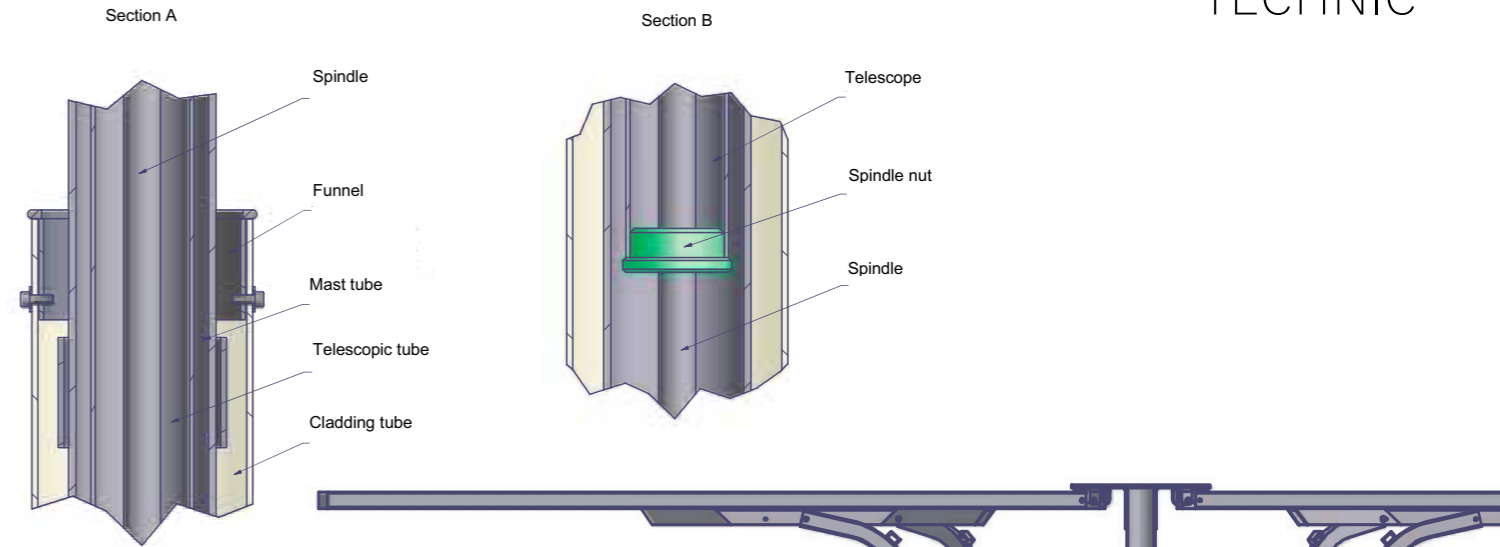
PACKAGING DIMENSIONS

Total length (cm)	435	435	470	435	435	470
Dimensions of cardboard packaging (cm)	40x40x360	40x40x360	45x45x360	40x40x360	40x40x360	45x45x360
Length of mast extruding from box (cm)	0	0	110	0	0	110

ACCESSORIES

Foldable adapter Article No.	Type 100 06757	Type 100 06757	Type 150 05775	Type 100 06757	Type 100 06757	Type 150 05775
Frame base 400 kg Article No.	Type 100/516 01684	Type 100/516 01684	-	Type 100/516 01684	Type 100/516 01684	-
Inground tube with water drain incl. folda. adapter Article No.	Type 100 E 02462-D	Type 100 E 02462-D	Type 150 E 12576	Type 100 E 02462-D	Type 100 E 02462-D	Type 150 E 12576
Protection sleeve size Article No.	XL 06673	XL 06673	XXL 00676	XL 06673	XL 06673	XL 06673


all dimensions + weights given are approximate



MATERIALS, PAINTS

MDT-tex®-FR 260 POLYESTER

For all dimensions.
For all types of umbrellas.



- 01: M 00-FR white
- 02: M 61-FR silver
- 03: M 21-FR beige
- 04: M 11-FR yellow
- 05: M 31-FR red
- 06: M 35-FR bordeaux
- 07: M 41-FR green
- 08: M 42-FR dark green
- 09: M 52-FR navy blue
- 10: M 81-FR anthracite
- 11: M 91-FR black

OPTIONAL

MDT-tex® 300 ACRYL

For all dimensions.
For all types of umbrellas.



- 01: M 00-A white
- 02: M 21-A beige
- 03: M 22-A dark beige
- 04: M 11-A yellow
- 05: M 31-A red
- 06: M 35-A bordeaux
- 07: M 42-A dark green
- 08: M 52-A navy blue
- 09: M 81-A anthracite
- 10: M 91-A black

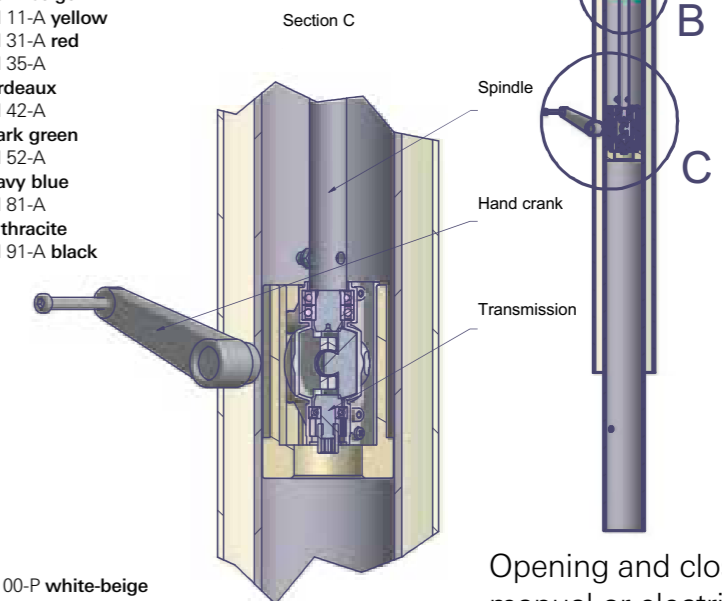
PVC 480 Polyester
Für alle Dimensionen.
Für alle Schirmtypen.

For all dimensions.
For all types of umbrellas.

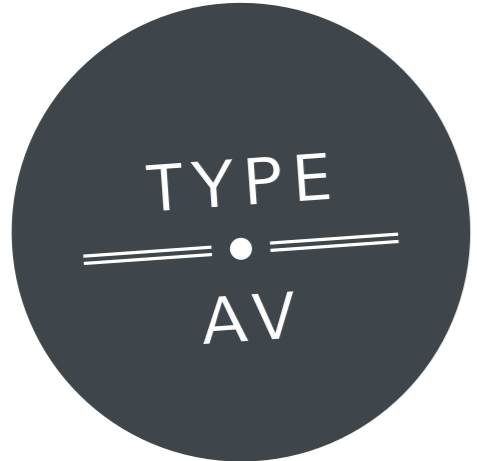
01

01: M 00-P white-beige

Special colours on request.



Opening and closing with manual or electric crank



NEW
INSIDE, HIDDEN RAIN GUTTER

- Double mast system
 - Mesh upper fabric
 - All materials are resistant to water and corrosion.
 - Wind resistant up to 60 km/h with proper anchoring.
 - LED lighting inside
 - Rainwater drainage through the mast
-
- Sizes
3x3m / 4x4m/ 5x5m/ 6x6m



DOUBLE CANOPY UMBRELLA

In the course of the constant development of our product line this umbrella – offering a striking design both in daytime and at night – has been developed. Through its new and innovative design with a double membrane and an internal, built-in lighting it helps to create new options of freedom when it comes to outdoor areas. This Umbrella is given a functional value through its integrated rain gutter which consequently leads the water into the ground by a drainage. An interesting effect is caused by the chromed mast at night. The mast vanishes into the dark and the double membrane looks like a floating cushion. The umbrella can be installed as a single object or multiple umbrellas can be combined by a zipper system creating a complete roofing. This Umbrella is effective and functional in any season.

- Rain drain



DOUBLE CANOPY UMBRELLA TYPE AV

TYPE AV
DOUBLE
CANOPY
UMBRELLA



FRAME
Rectangular aluminum struts, round aluminum mast and aluminum telescope, top plate and crown plate made with aluminum U profiles for housing struts, screwed together parts, chrome-plated mast, 4x4 m double mast system for draining water.


MECHANICS
Gearbox and spindle stored in center pole, umbrella opened/closed with hand crank.

COVER
Double cover
Preconstraint fabric
(100% polyester fabric, both sides with high gloss finish)
PVC coating, mass ca. 480 g/m²



Square Struts Top Zipper Crank

ANCHORINGS

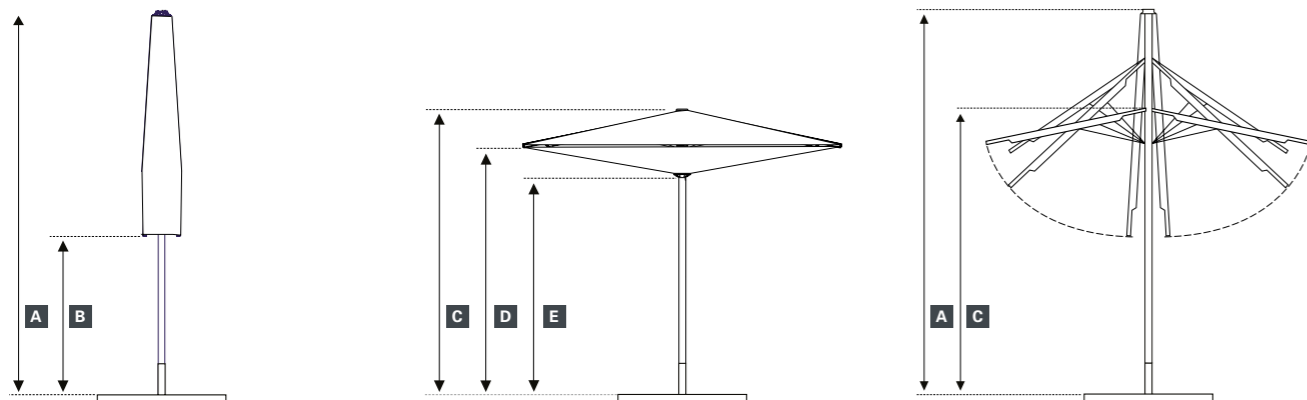


Ground tube Frame base only 3x3 m

ACCESSORIES







Protection sleeve LED Lighting



DIMENSIONS ARE IN METERS

*all measurements are rounded

				
	3x3	4x4	5x5	6x6
MASS				
Umbrella with packaging (kg)	75	84	97	140
Umbrella without packaging (kg)	65	74	87	130
Frame (kg)	60	68	80	120
Cover (kg)	5	6	7	10

CLOSED UMBRELLA

	3x3	4x4	5x5	6x6
A Closed height (cm)	372	381	455	590
B Distance from spokes to ground (cm)	168	107	110	180

OPENED UMBRELLA

	3x3	4x4	5x5	6x6
C Opened height (cm)	277	295	368	420
D Distance from spokes to ground (cm)	241	250	312	350
E High up to the hopper (cm)	213	213	274	295

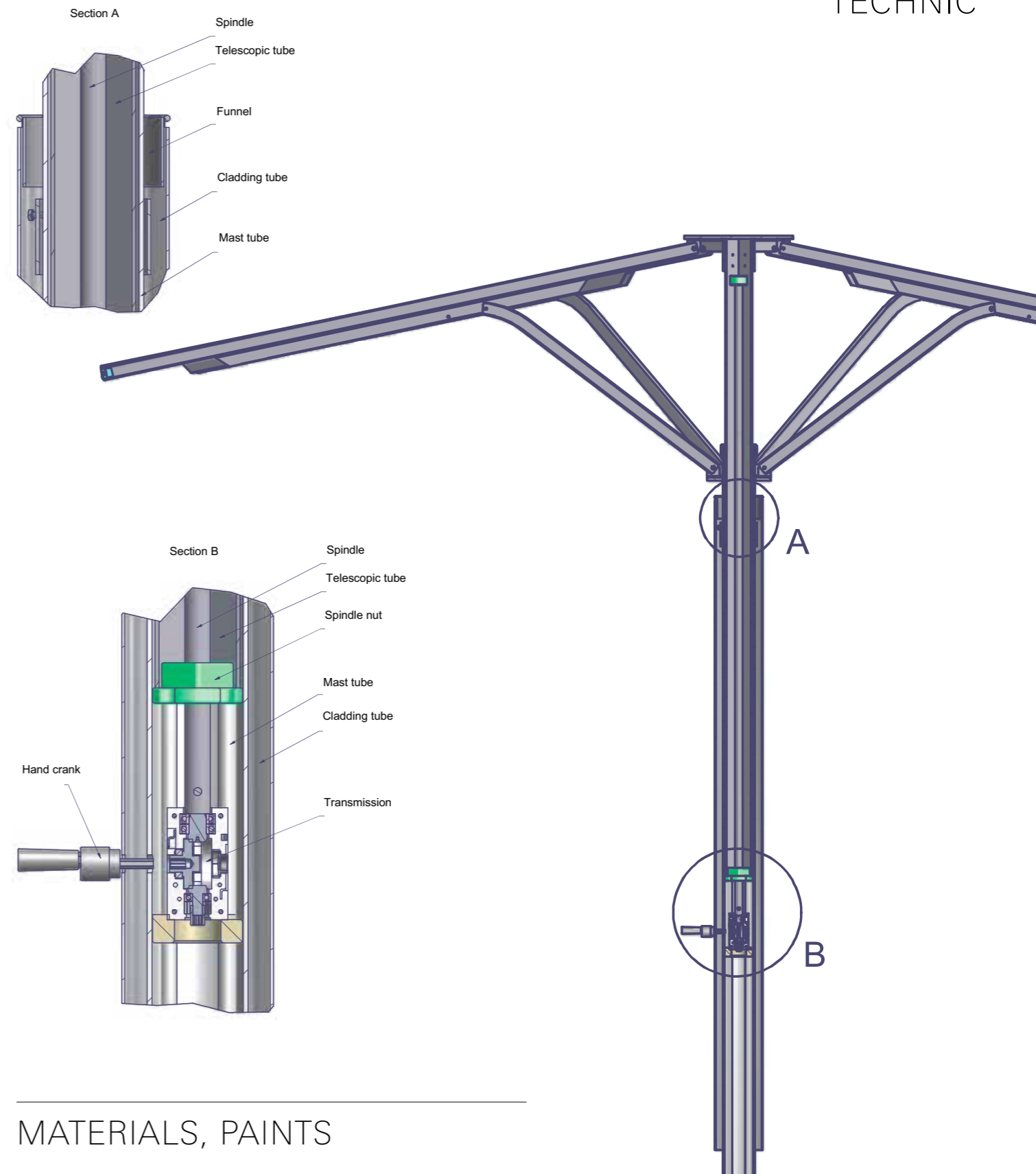
PACKAGING DIMENSIONS

	3x3	4x4	5x5	6x6
Total length (cm)	372	381	455	590
Dimensions of cardboard packaging (cm)	40x40x360	40x40x360	40x40x440	45x45x440
Length of mast extruding from box (cm)	12	20	15	150

ACCESSORIES

	Type 100	Type 100	Type 100	Type 150
Foldable adapter Article No.	Type 100 06757	Type 100 06757	Type 100 06757	Type 150 12515
Frame base Article No.	Type 100/516 08098	-	-	-
Ground tube with water drain Article No.	Type 100 05738	Type 100 05738	Type 100 05738	Type 150 05738
Protective sleeve size Article No.	M 00962	L 00961	XL 06673	XXL 00676

all dimensions + weights given are approximate



MATERIALS, PAINTS

Precontraint 480 Polyester

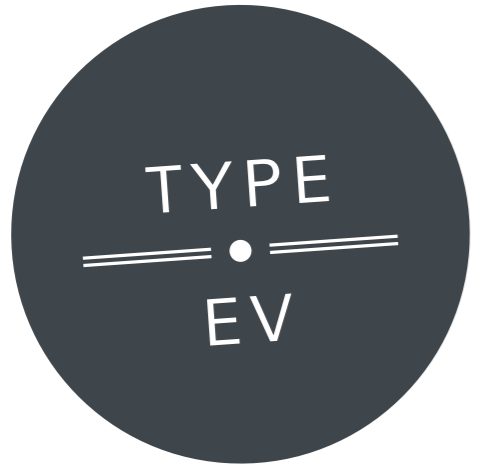
For all dimensions.
For all types of umbrellas.

01

01: M 00-P white - beige

Special colours on request.

Easy opening and closing
with hand crank



NEW
FREELY CONFIGURABLE
WITH & WITHOUT EVENT FLOOR

- Opening and closing by hand
- All materials are water and corrosion resistant
- Possibility to add lighting and electrical devices
- Safely handles winds up to 85 km/h when placed in an ideal configuration
- Matching floor elements available
- All electrical components are checked by TÜV Germany

Sizes
4x4 m / 6x3,5 m / 3,5x6 m



MODULAR EVENT CANOPY

By adding more units to the modular system, the entire structure becomes stronger and increasingly wind resistant. Drainage takes place via a series of central supporting columns and each canopy piece is connected with a watertight capping to produce a robust and weather protective system. The lightweight frame is under 30 kg and can be installed by three people at around 1 sq m per minute. Erection time is considerably reduced compared to marquees and existing canopy systems, making them ideal for events and ceremonies.

Awarded with the following awards:



reddot award 2016 winner





FRAME

The spokes are made out of specially designed aluminium profiles (50x30 mm with integrated keder channels) supported by hi-tensile galvanised steel cables, which reduce the system weight considerably. The centre pole has a aluminium profile also with integrated channels for the opening system and electrical conduit. The central hub contains a U profile for the attachment of the spokes. The frame is powder coated (polyester powder ca. 80 µ).

- DB 703 Anthracite Matte (standard)
- White RAL 9010 (optional)

MECHANICS

The canopy is opened and closed using a coated polyester rope developed specially for the sailing industry that boasts high UV stability and super low friction coefficient. The rope is secured using an automatically-locking yachting cleat for safety, and the rope can be conveniently tucked away into the mast after installation.

COVER

MDT-tex® 260 FR
 (100% polyester dualsided acrylate coating). Weight ca. 260 g/m², water column pressure over 700 mm, flame retardant according to California T19. CERF Categoria 1, DIN 4102: B1
 Precontraint fabrice
 (100% polyester fabric, both sides with high gloss finish)
 PVC coating, mass ca. 480 g/m²



D1-Top view



D1



D2-Top view



D2



SQ-Top view



SQ



View from below

ANCHORINGS



Ground tube

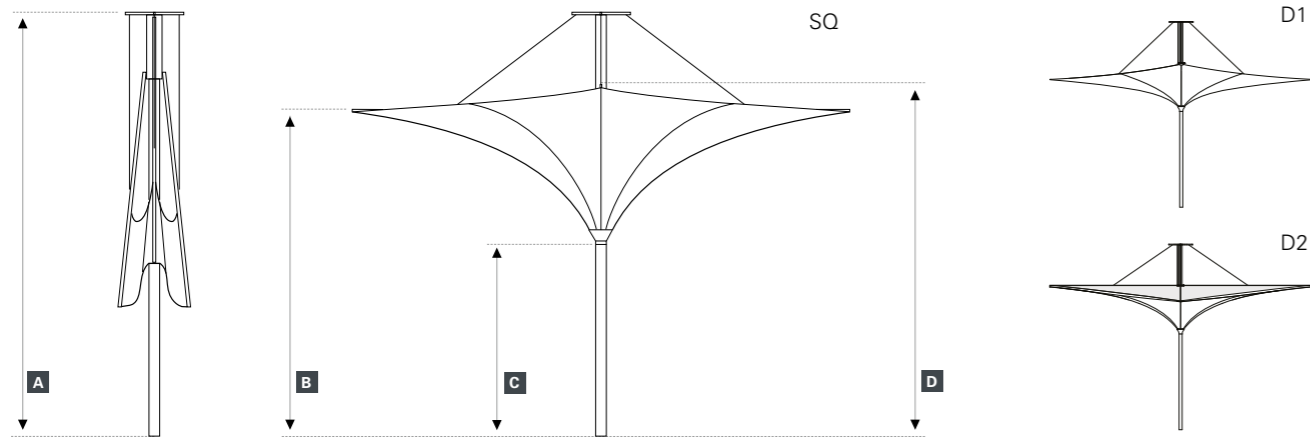


Flooring system

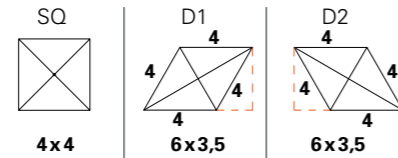
ACCESSORIES



Protection sleeve



DIMENSIONS ARE IN METERS
*all measurements are rounded



MASS	SQ	D1	D2
Umbrella with packaging (kg)	43,3	45	44,8
Umbrella without packaging (kg)	37,3	38	37,8
Frame (kg)	28,8	29,5	29,3
Cover (kg)	4	4	4
Mesh (kg)	4,5	4,5	4,5

CLOSED UMBRELLA

A Closed height (cm)	SQ	D1	D2
	457,6	480	480

OPENED UMBRELLA

A Mast height (cm)	457,6	480	480
C Height to funnel (cm)	250	250	250
B Low spokes height (cm)	330	330	330
D High spokes height (cm)	370	370	370

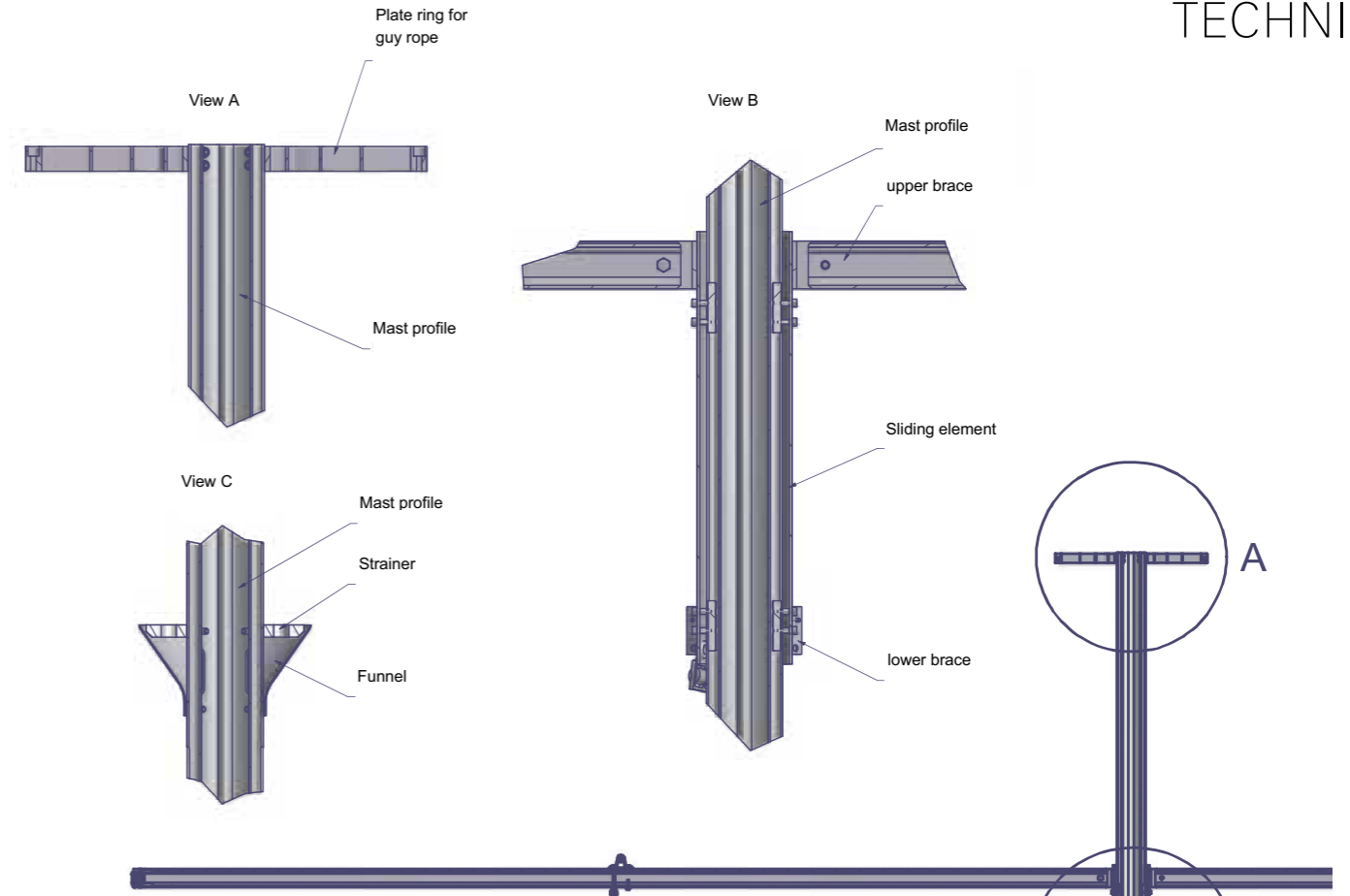
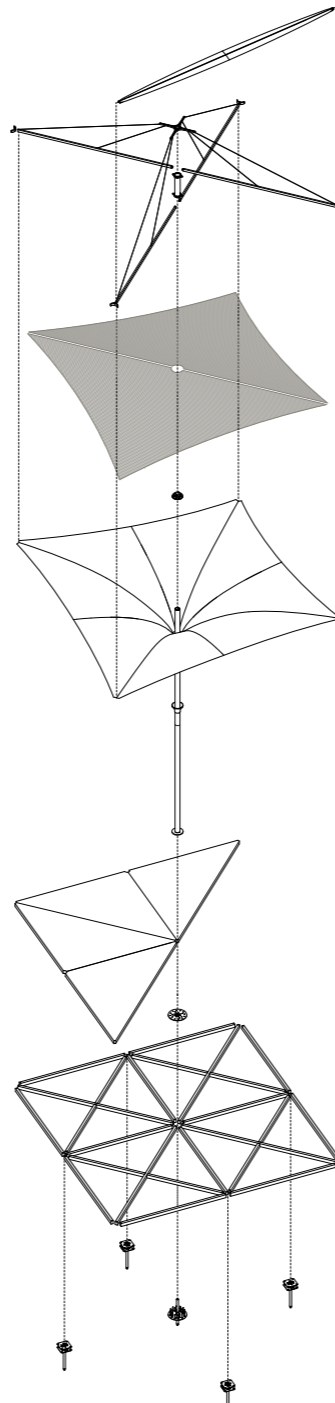
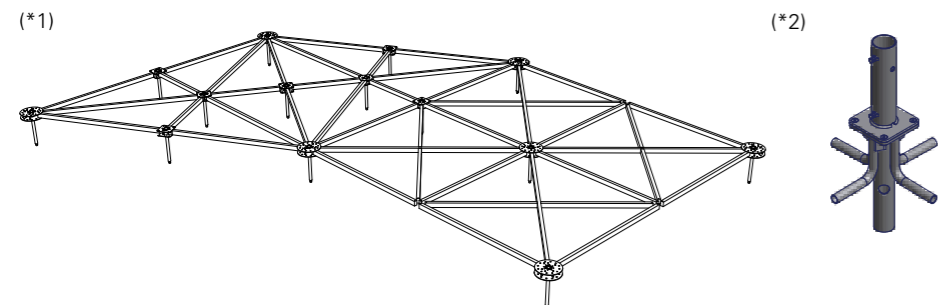
PACKAGING DIMENSIONS

Dimensions of cardboard packaging (cm)	40x40x360	40x40x390	40x40x390
Excess length of mast (cm)	100	90	90

ACCESSORIES

Flooring system (*1) Article No.			
Inground tube with sleeve adapter (*2) Article No.	Type 080	Type 080	Type 080

all dimensions + weights given are approximate




MATERIALS, PAINTS

MDT-tex®-FR 260 POLYESTER

For all dimensions.
For all types of umbrellas.

- 01: M 00-FR white
- 02: M 61-FR silver
- 03: M 21-FR beige
- 04: M 11-FR yellow
- 05: M 31-FR red
- 06: M 35-FR bordeaux
- 07: M 41-FR green
- 08: M 42-FR dark green
- 09: M 52-FR navy blue
- 10: M 81-FR anthracite
- 11: M 91-FR black



OPTIONAL

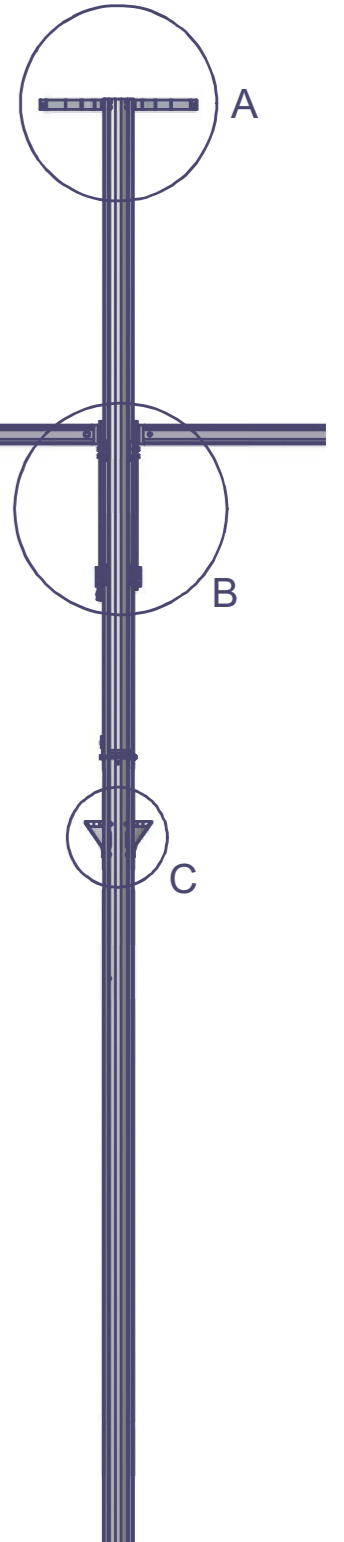
PVC 480 Polyester

For all dimensions.
For all types of umbrellas.

01

01: M 00-P white-beige

Special colours on request.





- Two shapes: Tulip and Pagode
 - Permanent installation
 - Non-foldable shade cover and structure
 - Windproof up to speeds of 62 mph, provided proper anchoring exists
-
- Sizes
3x3m / 4x4m / 5x5m / 6x3m / 8x4m / 10x5m
Ø 3m / Ø 4m / Ø 5m

SHADE STRUCTURE

The development of new materials drives new product design: This inverted shade is made possible thanks to MDT's special solder-bonding technique which keeps the PVC cover in place and makes it extremely resilient. The sunshade is designed to be used in a permanent location and adds flair to every environment with its unique shape.

- Non-folding



TYPE SHP
SHADE
STRUCTURE

27
SHADE STRUCTURE
PAGODE
TYPE SHP



FRAME
Steel frame, internal drainage, permanent installation, steel-spanned mast for extra stability, powder-coated frame (polyester powder ca. 80 μ).

- White RAL 9010
- other RAL colors on request
- Umbrella is not foldable

MECHANICS
Steel spans for tightening shade

COVER
PVC welded, white-gray color



Round



Square



Top

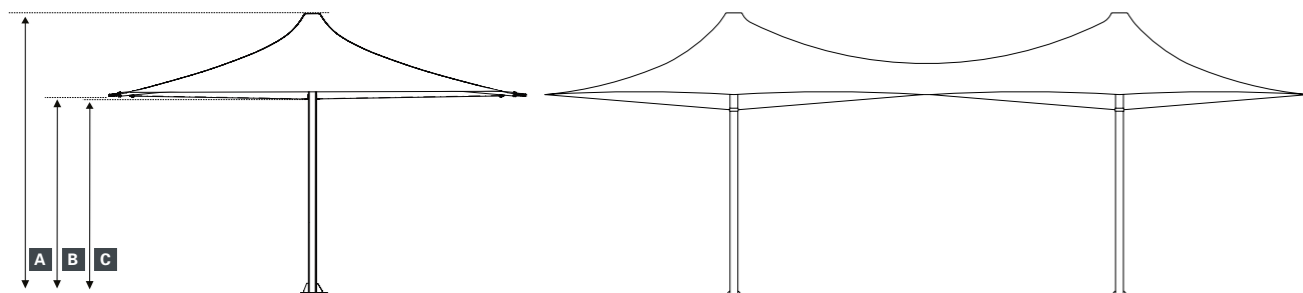


Struts

ANCHORINGS









Frame base



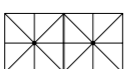
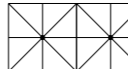

DIMENSIONS ARE IN METERS

*all measurements are rounded

						
	3x3	4x4	5x5	Ø3	Ø4	Ø5
MASS						
Umbrella without packaging (kg)	227	267	260	213	247	242
Frame (kg)	221	255	242	203	235	229
Cover (kg)	6	12	18	10	12	13

OPENED UMBRELLA TULIP

A Opened height (cm)	373	373	373	367	373	373
B Distance from cover to ground (cm)	265	265	265	260	260	265
C Distance from hopper to ground (cm)	260	260	245	240	240	260

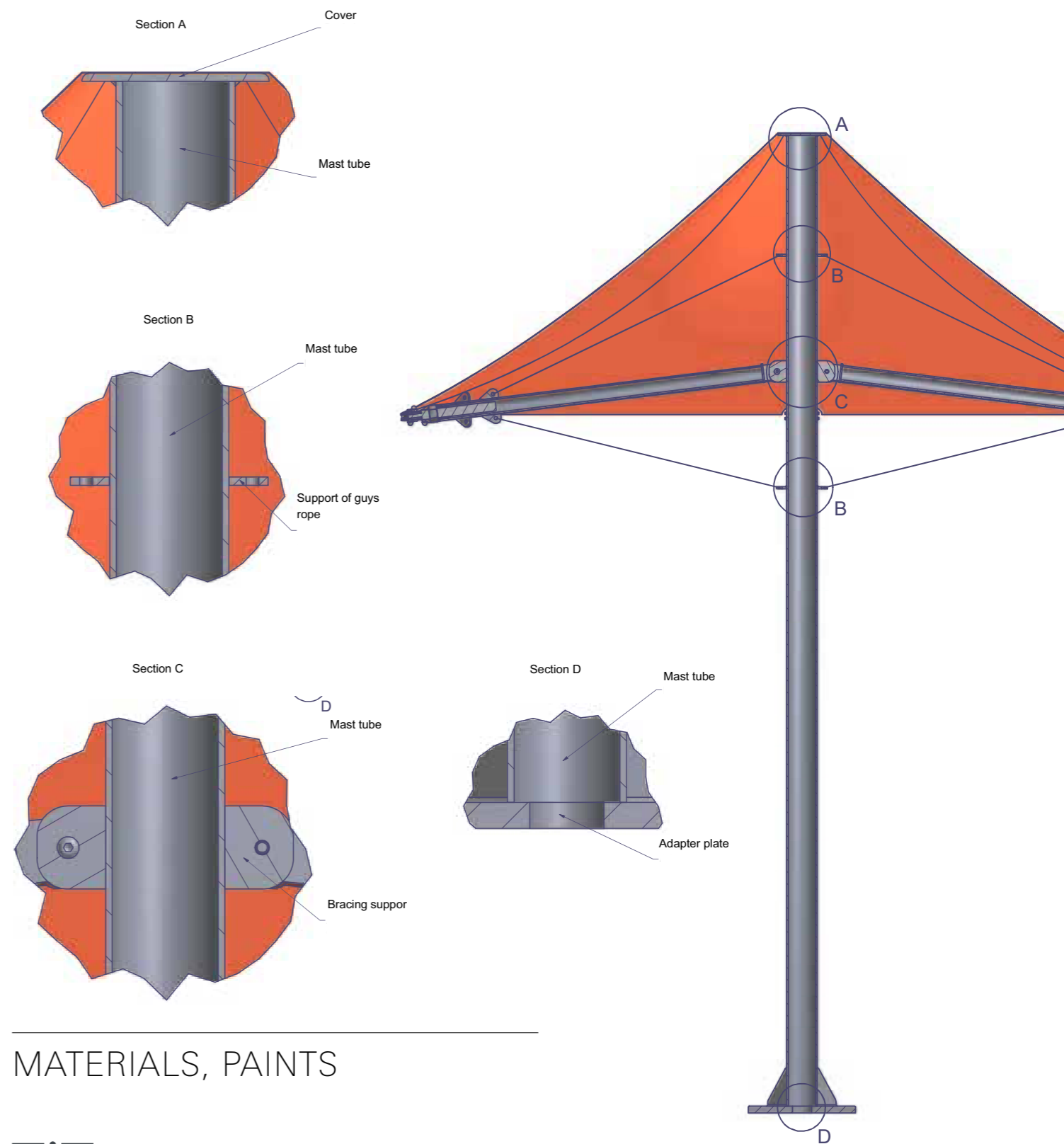
			
	6x3	8x4	10x5
MASS			
Umbrella without packaging (kg)	455	534	523
Frame (kg)	442	510	484
Cover (kg)	13	24	37

OPENED UMBRELLA PAGODE

A Opened height (cm)	373	373	373
B Distance from cover to ground (cm)	265	265	265
C Distance from ground to steel cables (cm)	260	260	245

Supplied on pallet

all dimensions + weights given are approximate




MATERIALS, PAINTS

MDT-tex®-FR 680 PVC

For all dimensions.
For all types of umbrellas.

- 01: M 0C
- 02: M 61
- 03: M 21
- 04: M 11-FR yellow
- 05: M 31-FR red
- 06: M 35-FR bordeaux
- 07: M 41-FR green
- 08: M 42-FR dark green
- 09: M 52-FR navy blue
- 10: M 81-FR anthracite
- 11: M 91-FR black



Non-foldable shade cover and structure



- Two shapes: Tulip and Pagode
- Permanent installation
- Non-foldable shade cover and structure
- Windproof up to speeds of 62 mph, provided proper anchoring exists

Sizes

3x3m / 4x4m / 4.5x4.5m / 5x5m

Ø 3m / Ø 4m / Ø 5m / Ø 6m



SHADE STRUCTURE

The development of new materials drives new product design: This inverted shade is made possible thanks to MDT's special solder-bonding technique which keeps the PVC cover in place and makes it extremely resilient. The sunshade is designed to be used in a permanent location and adds flair to every environment with its unique shape.

- Non-folding

SHADE STRUCTURE TULIP TYPE SHT

TYPE SHT
SHADE
STRUCTURE



FRAME

Steel frame, internal drainage, permanent installation, steel-spanned mast for extra stability, powder-coated frame (polyester powder ca. 80 μ).

- White RAL 9010
- other RAL colors on request
- Umbrella is not foldable

MECHANICS

Steel spans for tightening shade

COVER

PVC welded, white-gray color



Round



Square



Top



Struts

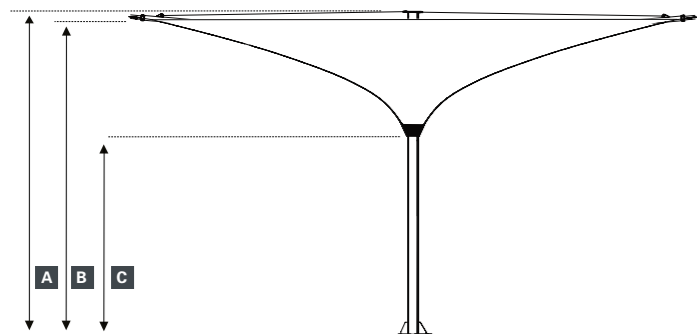


Crank

ANCHORINGS







Frame base







- DRAINAGE THROUGH THE MIDDLE MAST
- CONNECTED TO THE SEWER PIPE ARCH IN FOUNDATION (BY THE CUSTOMER)

DIMENSIONS ARE IN METERS





*all measurements are rounded

				
	3x3	4x4	4,5x4,5	5x5
MASS				
Umbrella without packaging (kg)	259	210	277	250
Frame (kg)	250	198	262	232
Cover (kg)	9	12	15	18





OPENED UMBRELLA TULIP

				
	Ø3	Ø4	Ø5	Ø6
A Opened height (cm)	404	325	340	340
B Distance from cover to ground (cm)	335	320	317	320
C Distance from hopper to ground (cm)	203	198	198	198

MASS

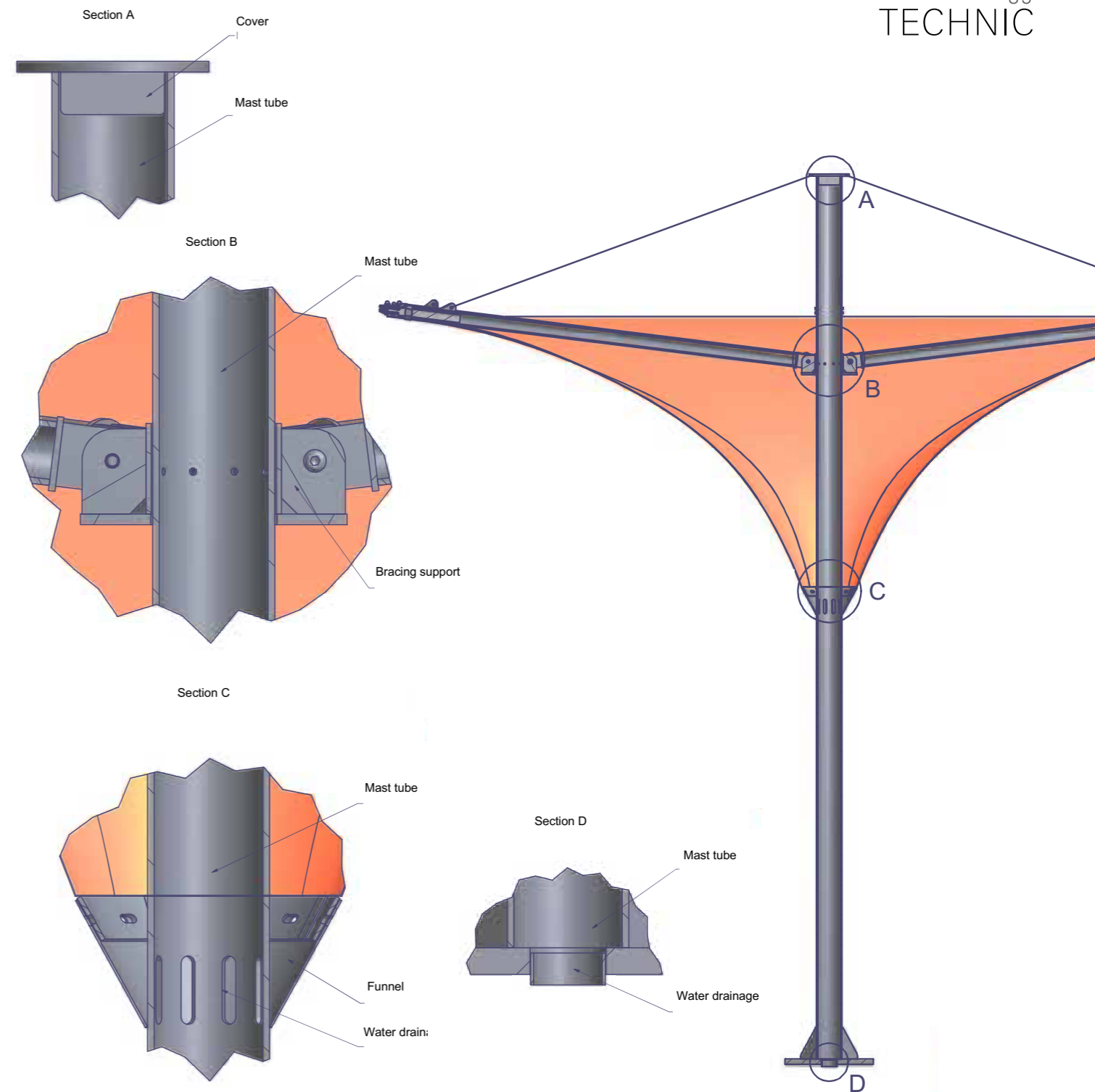
				
	Ø3	Ø4	Ø5	Ø6
Umbrella without packaging (kg)	235	308	329	421
Frame (kg)	230	298	314	400
Cover (kg)	5	10	15	21

OPENED UMBRELLA PAGODE

				
	Ø3	Ø4	Ø5	Ø6
A Opened height (cm)	404	347	352	362
B Distance from cover to ground (cm)	335	326	331	337
C Distance from ground to steel cables (cm)	203	204	204	204

Supplied on pallet

all dimensions + weights given are approximate




MATERIALS, PAINTS

MDT-tex®-680 PVC

For all dimensions.
For all types of umbrellas.

- 01: M 00-FR white
- 02: M 61-FR silver
- 03: M 21-FR beige
- 04: M 11-FR yellow
- 05: M 31-FR red
- 06: M 35-FR bordeaux
- 07: M 41-FR green
- 08: M 42-FR dark green
- 09: M 52-FR navy blue
- 10: M 81-FR anthracite
- 11: M 91-FR black




Non-foldable shade cover and structure

ANCORING

// TYPE E

POLE 100/150 MM

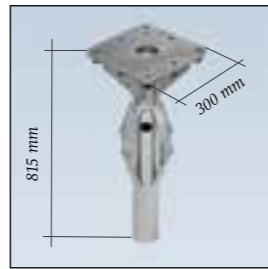

FRAME BASE
ARTICLE NO.



INGROUND TUBE - SURFACE RUNOFF

ARTICLE NO.



- FOLDABLE ADAPTER 100 MM **02877-D**
- FOLDABLE ADAPTER 150 MM **07027**
- UNDERGROUND ANCHOR 100/150 MM **12486**
- INGROUND TUBE 100/150 MM **04681-D**



INGROUND TUBE - UNDERGROUND DRAINAGE

ARTICLE NO.

- FOLDABLE ADAPTER 100 MM **01939-D**
- FOLDABLE ADAPTER 150 MM **05775**
- UNDERGROUND ANCHOR 100/150 MM **02876-D**
- INGROUND TUBE 100/150 MM **02462-D**




// TYPE EV

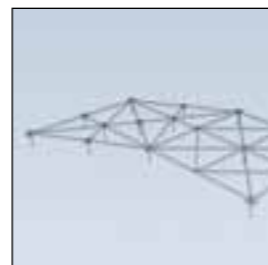
POLE 80 MM

INGROUND TUBE
ARTICLE NO.

00330



FLOORING SYSTEM
ARTICLE NO.




// TYPE AV

POLE 100/150 MM


FOLDABLE ADAPTER
ARTICLE NO.

- POLE 100 MM **06757**
- FROM 6X6 M
- POLE 150 MM **12515**




UNDERGROUND ANCHOR
ARTICLE NO.

- POLE 100 MM **02876-D**
- FROM 6X6 M
- POLE 150 MM **07333**



INGROUND TUBE
ARTICLE NO.

- POLE 100 MM **05738**
- FROM 6X6 M
- POLE 150 MM **08069**


















MDT-TEX® 260 FR

POLYESTER

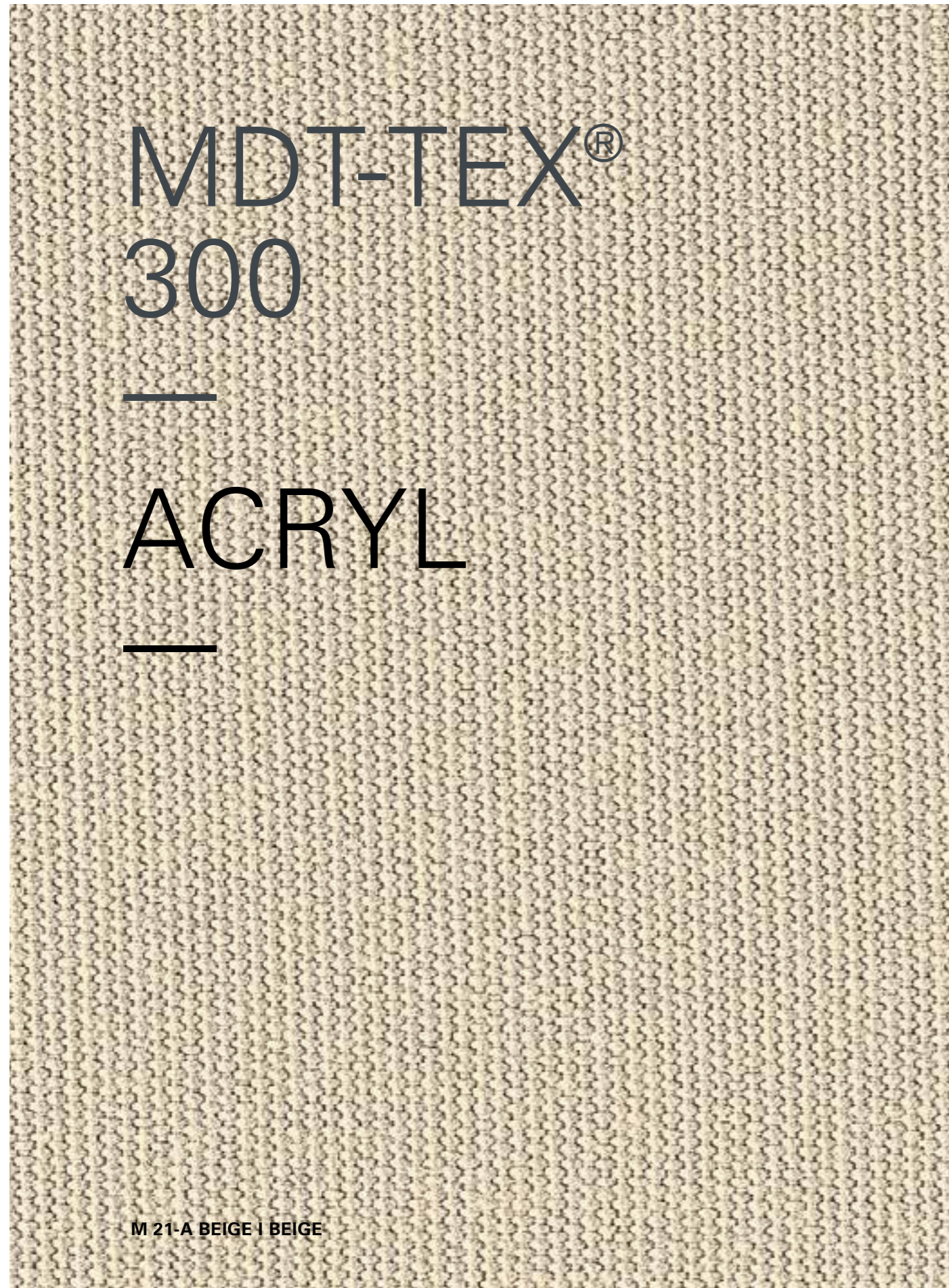
M-21 FR BEIGE | BEIGE

// MDT-TEX® 260 FR

FIRE RETARDANT - POLYESTER 100% WITH PU COATING












	WERT / VALUE	KOMMENTAR / COMMENTS
HAUPTINFORMATIONEN / KEY DATA		
 TEXTIL TEXTILE	POLYESTER POLYESTER (PES)	
 BESCHICHTUNG COATING	POLYURETHAN POLYURETHANE (LDPU)	Geringe Dichte, thermoplastisches Polyurethan Low density thermoplastic polyurethane (PU)
 GEWICHT WEIGHT	260 g/m²	
FESTIGKEIT / STRENGTH		
 REISSFESTIGKEIT KETTE TEAR RESITANCE WARP	> 2000 N/5cm	DIN EN ISO 13934-1
 REISSFESTIGKEIT SCHUSS TEAR RESITANCE WEFT	> 1300 N/5cm	DIN EN ISO 13934-1
 WEITERREISSFESTIGKEIT KETTE FURTHER TEARING WARP	> 180 N/5cm	DIN EN ISO 13934-1
 WEITERREISSFESTIGKEIT SCHUSS FURTHER TEARING WEFT	> 150 N/5cm	DIN EN ISO 13934-1
UMWELTEINFLÜSSE / ENVIRONMENTAL PERFORMANCE		
 WASSERSÄULE WATER COLUMN	> 700 mm	ISO 811
 SPRÜHTEST SPRAY TEST	5/5	ISO 4920
 UV-FARBTON-BESTÄNDIGKEIT UV COLOUR RESISTANCE	6/8	ISO 105 B02
 ATMUNGSEIGENSCHAFT BREATHABILITY	50 L/(dm²xmin)	
WEITERE INFOS / EXTRA DATA		
 FLAMMSCHUTZ FLAME RETARDANCY	B1	DIN 4102
 BEDRUCKBARKEIT PRINTABILITY	ALLE VERFÜGBAREN AUSFÜHRUNGEN ALL AVAILABLE TYPES	Dispersionsdruck, Rollendruck, Siebdruck, Digitaldruck Dispersion printing, roll printing, screen printing, digital printing
 SELBSTREINIGUNGSKRAFT SELF CLEANING CAPACITY	POLYURETHAN MIKROSTRUKTUR POLYURETHANE MICRO - TOOTH	Hydrophobische PU Beschichtung mit einer Mikrostruktur, um den Selbstreinigungseffekt zu unterstützen Hydrophobic PU coating with microtexture to aid self cleaning effect
 KOLLAPSIBILITÄT COLLAPSIBILITY	TAUSENDE VON DURCHGÄNGEN THOUSANDS OF CYCLES	Gute Performance Good performance

Polyester yarns have many positive characteristics, such as easy to clean, easy to wash and good transportation of moisture. Additionally they are lighter, more tearproof and more durable than acrylic yarns. The fibres must be protected against UV rays in order to stay strong and colorfast. This is done by special coatings, where the coating agent diffuses into the yarns. By balancing the combination of yarn and coating properties, our MDT Polyester/PU formulation is the most versatile material for collapsible membranes.



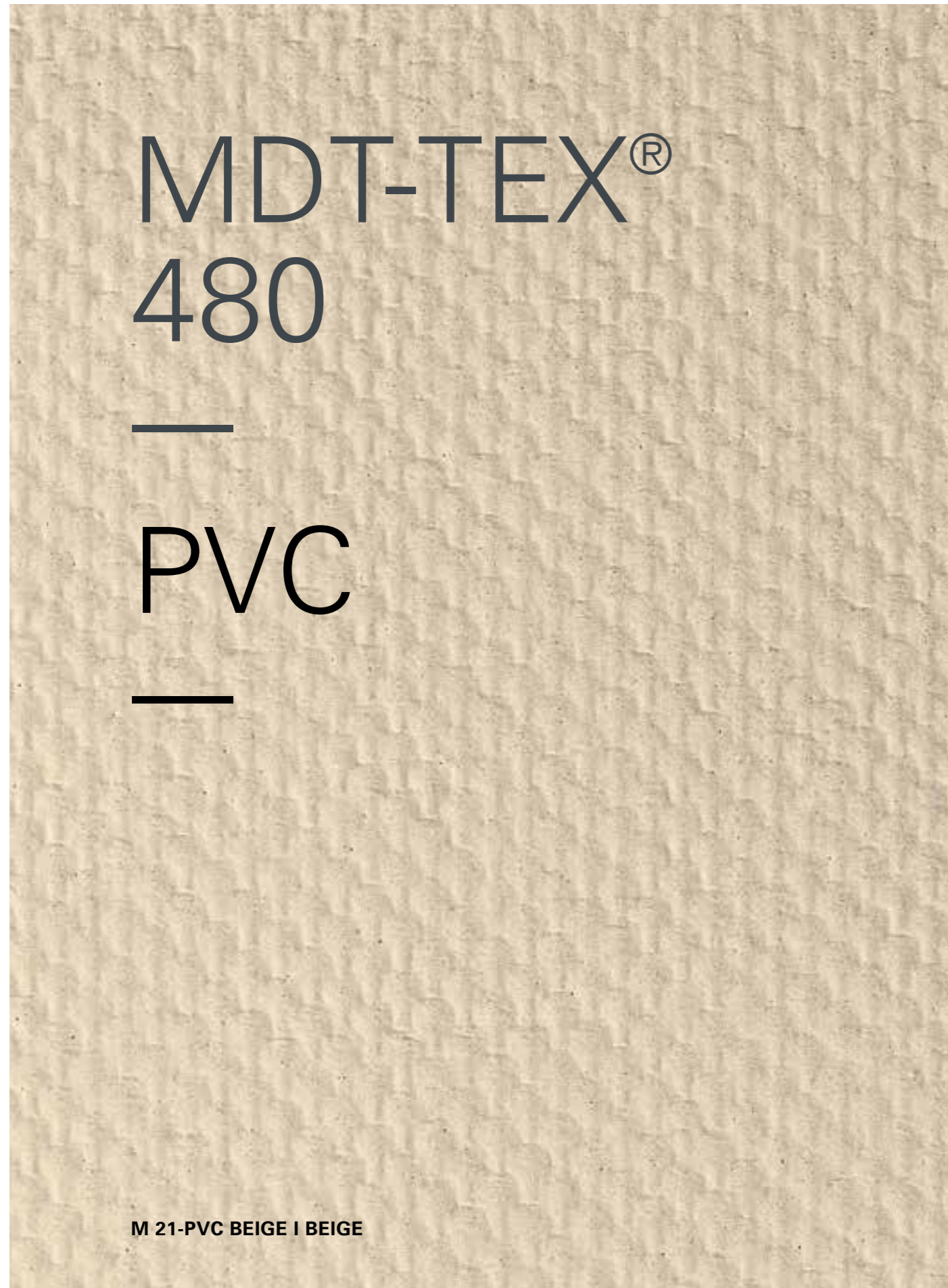
// MDT-TEX® 300

ACRYL - ACRYLIC 100%

	WERT / VALUE	KOMMENTAR / COMMENTS
HAUPTINFORMATIONEN / KEY DATA		
 TEXTIL TEXTILE	POLYACRYLAT POLYACRYLATE	
 BESCHICHTUNG COATING		Beschichtung gegen Schmutz und Wasser Fibres treated with water and grime repellent admixture
 GEWICHT WEIGHT	300 g/m ²	
FESTIGKEIT / STRENGTH		
 REISSFESTIGKEIT KETTE TEAR RESITANCE WARP	1450 N/5cm	DIN EN ISO 13934-1
 REISSFESTIGKEIT SCHUSS TEAR RESITANCE WEFT	900 N/5cm	DIN EN ISO 13934-1
 WEITERREISSFESTIGKEIT KETTE FURTHER TEARING WARP	40 N/5cm	DIN EN ISO 13934-1
 WEITERREISSFESTIGKEIT SCHUSS FURTHER TEARING WEFT	23 N/5cm	DIN EN ISO 13934-1
UMWELTEINFLÜSSE / ENVIRONMENTAL PERFORMANCE		
 WASSERSÄULE WATER COLUMN	>370 mm	ISO 811
 SPRÜHTEST SPRAY TEST	5/5	ISO 4920
 UV-FARBTON-BESTÄNDIGKEIT UV COLOUR RESISTANCE	7-8/8	ISO 105 B02
WEITERE INFOS / EXTRA DATA		
 KOLLAPSIBILITÄT COLLAPSIBILITY	TAUSENDE VON DURCHGÄNGEN THOUSANDS OF CYCLES	Gute Performance Good performance

Our newest acrylic yarns are already colored during the spinning process. In the course of a special wet spinning process, pigments are injected into the fiber during production. This manufacturing process is responsible for the overall great properties, such as intense, long-lasting and unique color brilliance. As a result, the fabric can be characterized by its high UV-resistance, its very good light-fastness and color-fastness compared to most other membranes.

The elongation of the woven fabric is identical in warp and weft direction. This is based on the special binding and yarn properties. The surface characteristics get increased by application of a water-resistance, mould resistance and dirt-repellency. A good flame retardancy is difficult to achieve for this material. Suitable mostly for small outdoor objects and where colour richness and stability is preferred.



MDT-TEX®

















480

PVC

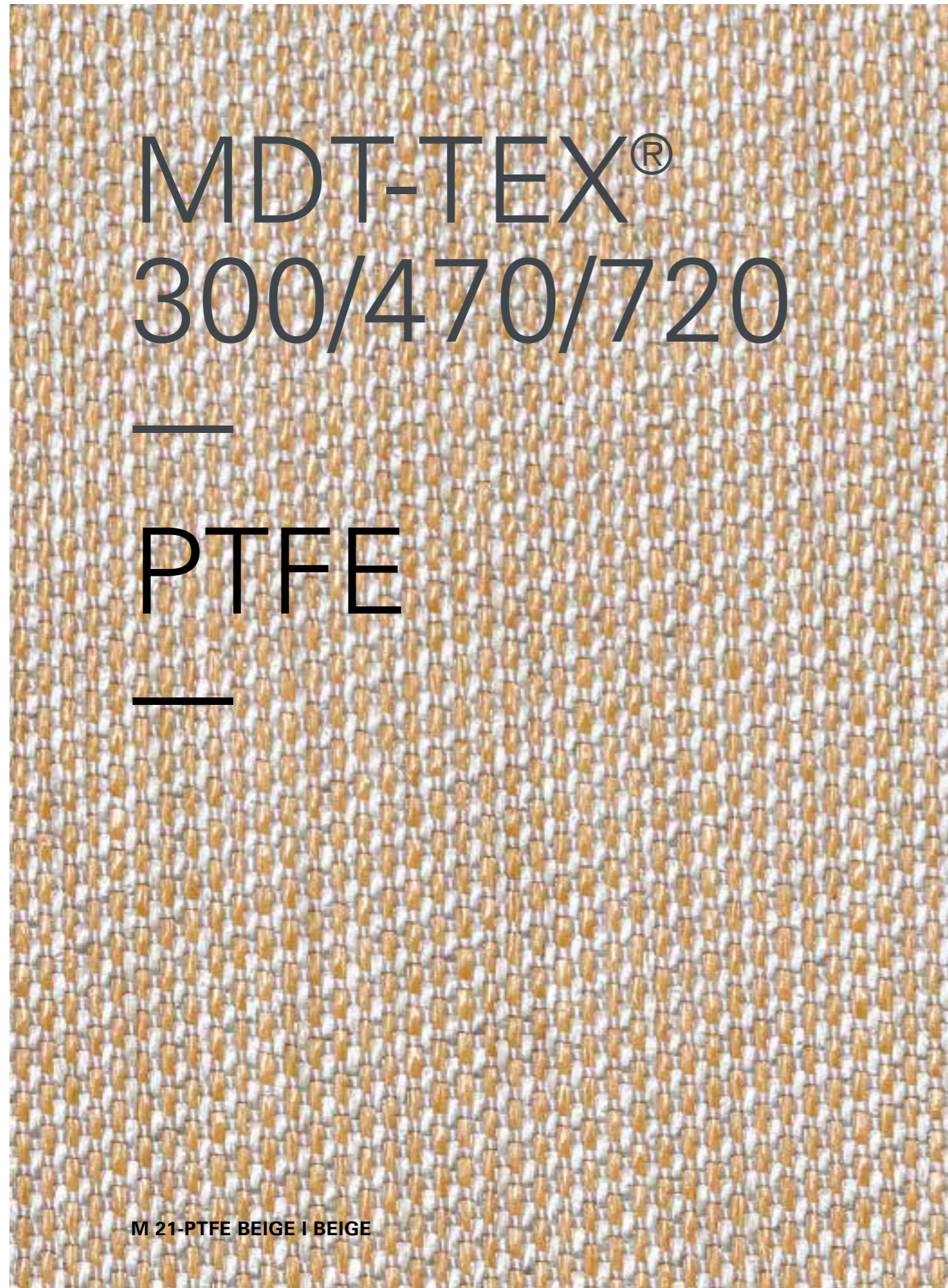
M 21-PVC BEIGE | BEIGE

// MDT-TEX® 480 PVC

PVC COATED - POLYESTER 100%

	WERT / VALUE	KOMMENTAR / COMMENTS
HAUPTINFORMATIONEN / KEY DATA		
 TEXTIL TEXTILE	POLYESTER POLYESTER (PES)	
 BESCHICHTUNG COATING	PVC	Beidseitig glänzend mit PVC lackiert (Matt optional) Both sides lacquered PVC glossy (matte optional)
 FASERDICKE FIBER THICKNESS	0,36 mm	
 GESAMTGEWICHT TOTAL WEIGHT	480 g/m ²	
FESTIGKEIT / STRENGTH		
 REISSFESTIGKEIT KETTE TEAR RESISTANCE WARP	140 DaN/5cm	EN ISO 1421
 REISSFESTIGKEIT SCHUSS TEAR RESISTANCE WEFT	150 DaN/5cm	EN ISO 1421
 WEITERREISSFESTIGKEIT KETTE FURTHER TEARING WARP	10 DaN	DIN 53363
 WEITERREISSFESTIGKEIT SCHUSS FURTHER TEARING WEFT	12 DaN	DIN 53363
UMWELTEINFLÜSSE / ENVIRONMENTAL PERFORMANCE		
 WASSERSÄULE WATER COLUMN	-	
 SPRÜHTEST SPRAY TEST	-	
 UV-FARBTON-BESTÄNDIGKEIT UV COLOUR RESISTANCE	7/8	ISO 105 B02
 ATMUNGSEIGENSCHAFT BREATHABILITY	-	
WEITERE INFOS / EXTRA DATA		
 FLAMMSCHUTZ FLAME RETARDANCY	B1	DIN 4102
 TEMPERATURBESTÄNDIGKEIT TEMPERATURE RESISTANT	-30 - +70 C°	
 SELBSTREINIGUNGSKRAFT SELF CLEANING CAPACITY	OPTIONAL OPTIONAL	Optional mit PVDF Beschichtung Optional with PVDF Coating
 KOLLAPSIBILITÄT COLLAPSIBILITY	-	Nicht empfohlen Not recommended

PVC is a thermoplastic coating used with suitable base fabrics - mostly polyester - to achieve a smooth homogeneous cover that is highly weather resistant. Main applications include areas which are continuously exposed to weather. With its sleek sealed surface PVC is more likely to use for permanent canopies openings than for products with frequent opening and closing cycles.























MDT-TEX®
300/470/720

PTFE

M 21-PTFE BEIGE | BEIGE

// MDT-TEX® 300 / 450 / 700 PTFE

TEFLON (PTFE)

		WERT / VALUE 300g/450g/700g			KOMMENTAR / COMMENTS
HAUPTINFORMATIONEN / KEY DATA					
 TEXTIL TEXTILE		POLYTETRAFLUORETHYLEN POLYTETRAFLUORETHYLENE (PTFE)			
 BESCHICHTUNG COATING		FENORPOLYMER MISCHUNG FENOLPOLYMER MIXTURE			PTFE Beschichtung mit niedriger Dichte auf der PTFE Faser Low density PTFE coating on PTFE fiber
 FASERGEWICHT FIBER WEIGHT		270 g/m ²	430 g/m ²	680 g/m ²	
 GESAMTGEWICHT TOTAL WEIGHT		300 g/m ²	450 g/m ²	700 g/m ²	
FESTIGKEIT / STRENGTH					
 REISSFESTIGKEIT KETTE TEAR RESITANCE WARP		2000 N/5cm	3200 N/5cm	5000 N/5cm	DIN EN ISO 13934-1
 REISSFESTIGKEIT SCHUSS TEAR RESITANCE WEFT		2000 N/5cm	3200 N/5cm	3000 N/5cm	DIN EN ISO 13934-1
 WEITERREISSFESTIGKEIT KETTE FURTHER TEARING WARP		20%	20%	25%	DIN EN ISO 13934-1
 WEITERREISSFESTIGKEIT SCHUSS FURTHER TEARING WEFT		10%	10%	7%	DIN EN ISO 13934-1
UMWELTEINFLÜSSE / ENVIRONMENTAL PERFORMANCE					
 WASSERSÄULE WATER COLUMN		> 500 mm			ISO 811
 TRANSMISSION TRANSMITTANCE		35%			DIN EN 410
 REFLEXIONSVERMÖGEN REFLECTIVITY		60%			DIN EN 410
WEITERE INFOS / EXTRA DATA					
 FLAMMSCHUTZ FLAME RETARDANT		B1			DIN 4102 Schwer entflammbar / oft selbstlöschend Difficult to ignite / often self-extinguishing
 TEMPERATURBESTÄNDIGKEIT TEMPERATURE RESISTANT		-200 - +327 C°			
 HITZEBESTÄNDIGKEIT HEAT STABILITY		95%			Verlust an Entflammbarkeit Loss on ignition
 SCHMUTZBESTÄNDIGKEIT POLUTION RESISTANCE		HIGHLY RESISTANT			Undurchlässig für Säuren, Basen, Ketone und UV Imperveous to Acids, Bases, Keytones and UV
 SELBSTREINIGUNGSKRAFT SELF CLEANING CAPACITY		LOW SURFACE POLARITY			Stark hydrophobe Fasern - absorbieren keine Feuchtigkeit oder Chemikalien Highly Hydrophobic fibres will not absorb moisture or chemicals
 KOLLAPSIBILITÄT COLLAPSIBILITY		HUNDREDS OF THOUSANDS OF CYCLES			ASTM D 6182 Höchst flexibles und beständiges Material, ohne effektive Verschlechterung nach hoher Anzahl von Schließvorgängen Highly flexible and tough material with no effective degradation over collapsation cycles
 GEWEBEBREITE FABRIC WIDTH		225 cm			
 GEWEBEDICKE MATERIAL THICKNESS		-	0,385 mm	0,6 mm	
 FARBE COLOR		WHITE / BEIGE			Sonderfarben möglich Special colors available

The PTFE fabric specially developed by MDT-tex must be distinguished from the usual membrane materials made of PTFE-coated or laminated glass, aramid or polyester fiber fabrics. These are very stiff, hard and very kink-sensitive, which is why they are not suitable for foldable applications. The MDT-tex fabric, on the other hand, consists of PTFE multifilaments, which are formed from a plurality of twisted continuous fibres.

MDT-tex[®]

Membranes & Structures

INFORMATION

For more information see:

www.mdt-tex.com

MDT GmbH

Industriestraße 4
74736 Hardheim
Germany

Tel +49 - 6283 - 2217 0

Fax +49 - 6283 - 2217 900

info.de@mdt-tex.com